

# SPORTS LIGHTING

FIELDMAX™ HIGH OUTPUT FLOOD LIGHT



**MaxLite**®

A NEW WAVE OF LIGHT



## FieldMAX™ High Output Flood Light



- Easy retrofitting of existing HID lights
- Dusk to dawn sensor optional
- Multiple mounting options
  - Threaded bolt (ø5/8"x1.75")
  - Yoke bracket
  - Tenon pole adapter

### SPECIFICATIONS


SPECIFICATIONS		FL-SR360			FL-SR430			FL-SR515		
ITEM	SPECIFICATION	DETAILS			DETAILS			DETAILS		
GENERAL PERFORMANCE	Input Power (W)	360W			430W			515W		
	Distribution Type	NEMA 3X3	NEMA 5X5	NEMA 7X7	NEMA 3X3	NEMA 5X5	NEMA 7X7	NEMA 3X3	NEMA 5X5	NEMA 7X7
	Lumen Delivered (lm) *5700K shown	65000	63300	61120	76440	74570	72000	90850	88620	87000
	Efficacy (lm/W)	181	176	170	178	173	167	176	172	169
	Color Temperature	5700K, 4000K								
	Voltage	120-277V, 347-480V (0-10V, 10% dimming capability)								
	Lumen Maintenance (L70, TM-21 @ 25°C)	>50,000 Hrs								
Housing	Die Cast Extruded Aluminum									
PHYSICAL	Weight	26.43lbs (30.23lbs with Yoke bracket)								

10-year standard warranty coverage for material, 5-year coverage on labor (\$25/per fixture).  
Further details available at [www.maxlite.com/warranties](http://www.maxlite.com/warranties)







## Mounting Options



Angle Mount Crossarms



Side Mount Crossarms



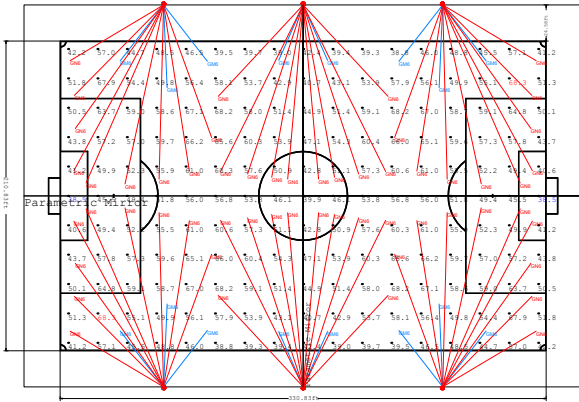
Collar Mount Crossarms

## Other Services

- Submittal package and quote
  - Lighting layout and luminaire details
  - Energy / Wattage consumption analysis
  - Warranty Support
- Aiming diagrams and installation support

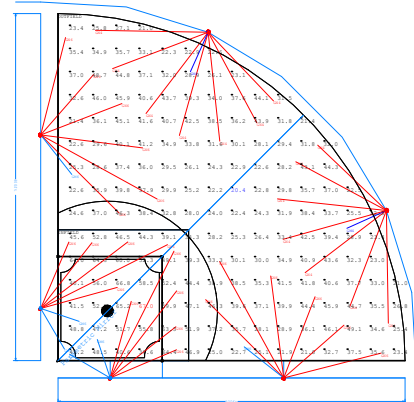


# Lighting Layout Examples



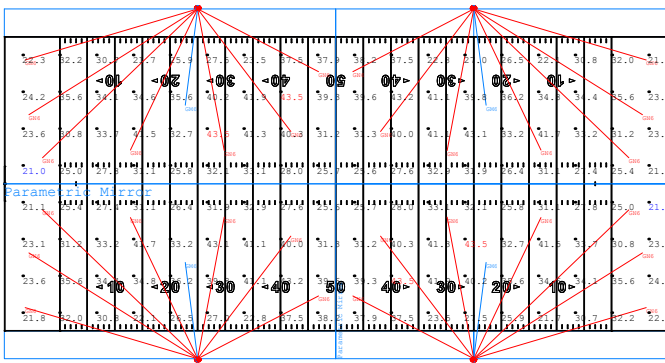
**Soccer Field**

CALCULATION SUMMARY								
LABEL	CALC TYPE	UNITS	AVG	MAX	MIN	AVG/MIN	MAX/MIN	# PTS
SOCCER FIELD	Illuminance	Fc	57.73	73.4	40.9	1.41	1.79	50



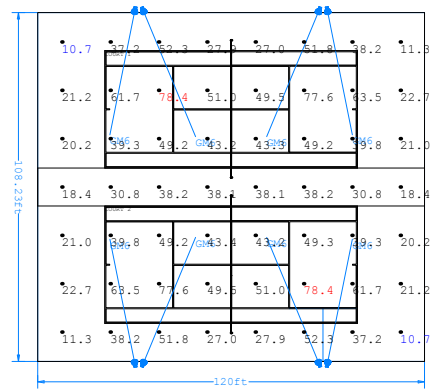
**Baseball Field**

CALCULATION SUMMARY								
LABEL	CALC TYPE	UNITS	AVG	MAX	MIN	AVG/MIN	MAX/MIN	# PTS
BASEBALL FIELD	Illuminance	Fc	36.64	67.0	20.4	1.80	3.28	179
INFIELD	Illuminance	Fc	51.31	67.0	34.3	1.50	1.95	36
OUTFIELD	Illuminance	Fc	32.95	49.1	20.4	1.62	2.41	143



**Football Field**

CALCULATION SUMMARY								
LABEL	CALC TYPE	UNITS	AVG	MAX	MIN	AVG/MIN	MAX/MIN	# PTS
FOOTBALL FIELD	Illuminance	Fc	32.09	43.5	21.0	1.53	2.07	144



**Tennis Court**

CALCULATION SUMMARY								
LABEL	CALC TYPE	UNITS	AVG	MAX	MIN	AVG/MIN	MAX/MIN	# PTS
TENNIS COURTS	Illuminance	Fc	39.74	78.4	10.7	3.71	7.33	56
COURT 1	Illuminance	Fc	53.81	78.4	39.3	1.37	1.99	12
COURT 2	Illuminance	Fc	53.83	78.4	39.3	1.37	1.99	12

## TYPICAL LAYOUTS

TYPE	SIZE	LEVEL OF PLAY			MAXLITE LAYOUT			
		FOOTCANDLE	UNIFORMITY (MAX/MIN)	POLE QTY	POLE LENGTH	FIXTURE QTY	FIXTURE W	TOTAL KW
SOCCER	200' x 100'	50	2:1	4	70	20	515	10300
SOCCER	330' x 210'	50	2:1	6	70	72	515	37080
FOOTBALL	360' X 160'	30	2.5:1	4	60	32	515	16480
BASEBALL	300' Radius	50/30	2.5:1 / 2.0:1	6	70	44	515	22660
TENNIS	2 Courts - Side by Side	50	2.0:1	4	30	8	435	3480

\*For reference only. Contact your sales rep or email applications@maxlite.com for custom layouts request.



12 York Ave.  
West Caldwell, NJ 07006  
T: 1-800-555-5629  
F: 973-244-7333  
[www.maxlite.com](http://www.maxlite.com)

**Item # FIELDMAXBRO**  
**Order Code: 103790**